

**Sustainable Environment and Ecological Development Society (SEEDS)**

**Statutory Audit for the year ended 31st March 2017**

**FORM NO. 10B**

[ See rule 17B ]

**Audit report under section 12A(b) of the Income-tax Act, 1961, in the case of charitable or religious trusts or institutions**

I have examined the balance sheet of **SUSTAINABLE ENVIRONMENT AND ECOLOGICAL DEVELOPMENT SOCIETY**, **AAATS4158C** [name and PAN of the trust or institution] as at **25/10/2017** and the Profit and loss account for the year ended on that date which are in agreement with the books of account maintained by the said trust or institution

I have obtained all the information and explanations which to the best of my knowledge and belief were necessary for the purposes of the audit. In my opinion, proper books of account have been kept by the head office and the branches of the abovenamed institution visited by me so far as appears from my examination of the books, and proper Returns adequate for the purposes of audit have been received from branches not visited by me, subject to the comments given below:

In my opinion and to the best of my information, and according to information given to me, the said accounts give a true and fair view:

(i) in the case of the balance sheet, of the state of affairs of the above named institution as at **31/03/2017** and

(ii) in the case of the profit and loss account, of the profit or loss of its accounting year ending on **31/03/2017**

The prescribed particulars are annexed hereto.

Place **GURGAON**  
Date **25/10/2017**

Name **RAJAT BEHARI LAL**  
Membership Number **082412**  
FRN (Firm Registration Number)  
Address **516, 5th Floor, 516, 5th Floor, Vipul Trade Center, Sector-48, Sohna Road, Gurgaon - 122018**

**ANNEXURE**

**Statement of particulars**

**I. APPLICATION OF INCOME FOR CHARITABLE OR RELIGIOUS PURPOSES**

| 1.  | Amount of income of the previous year applied to charitable or religious purposes in India during that year ( ₹ )   | 48694971  |         |           |   |         |
|---|---|---|---------|-----------|---|---------|
| 2.  | Whether the institution has exercised the option under clause (2) of the Explanation to section 11(1)? If so, the details of the amount of income deemed to have been applied to charitable or religious purposes in India during the previous year ( ₹ ) | No  |         |           |   |         |
| 3.  | Amount of income accumulated or set apart for application to charitable or religious purposes, to the extent it does not exceed 15 per cent of the income derived from property held under trust wholly for such purposes. ( ₹ )                          | No  |         |           |   |         |
| 4.  | Amount of income eligible for exemption under section 11(1)(c) (Give details)   | <p align="center">Yes</p> <table border="1"> <thead> <tr> <th>Details</th> <th>Amount(₹)</th> </tr> </thead> <tbody> <tr> <td>HUMANITARIAN AND RESPONSE TO THE VICTIMS OF EARTHQUAKE IN NEPAL VIDE CBDT APPROVAL LETTER F. NO. 180/52/2015-ITA-1 DATED 07TH MAY 2015 ( EXEMPTION)</td> <td align="right">6422085</td> </tr> </tbody> </table> | Details | Amount(₹) | HUMANITARIAN AND RESPONSE TO THE VICTIMS OF EARTHQUAKE IN NEPAL VIDE CBDT APPROVAL LETTER F. NO. 180/52/2015-ITA-1 DATED 07TH MAY 2015 ( EXEMPTION) | 6422085 |
| Details   | Amount(₹)   |   |         |           |   |         |
| HUMANITARIAN AND RESPONSE TO THE VICTIMS OF EARTHQUAKE IN NEPAL VIDE CBDT APPROVAL LETTER F. NO. 180/52/2015-ITA-1 DATED 07TH MAY 2015 ( EXEMPTION) | 6422085   |   |         |           |   |         |
| 5.  | Amount of income, in addition to the amount referred to in item 3 above, accumulated or set apart for specified purposes under section 11(2) ( ₹ )  | 92555000  |         |           |   |         |
| 6.  | Whether the amount of income mentioned in item 5 above has been invested or deposited in the manner laid down in section 11(2)(b)? If so, the details thereof.  | Yes<br><b>AMOUNT DEPOSITED IN SAVING BANK ACCOUNT</b>   |         |           |   |         |
| 7.  | Whether any part of the income in respect of which an option was exercised under clause (2) of the Explanation to section 11(1) in any earlier year is deemed to be income of the previous year under section 11(1B)? If so, the details thereof ( ₹ )    | No  |         |           |   |         |
| 8.  | Whether, during the previous year, any part of income accumulated or set apart for specified purposes under section 11(2) in any earlier year-  |   |         |           |   |         |

|     |   |    |
|-----|---|----|
| (a) | has been applied for purposes other than charitable or religious purposes or has ceased to be accumulated or set apart for application thereto, or  | No |
| (b) | has ceased to remain invested in any security referred to in section 11(2)(b)(i) or deposited in any account referred to in section 11(2)(b)(ii) or section 11(2)(b)(iii), or   | No |
| (c) | has not been utilised for purposes for which it was accumulated or set apart during the period for which it was to be accumulated or set apart, or in the year immediately following the expiry thereof? If so, the details thereof | No |

**II. APPLICATION OR USE OF INCOME OR PROPERTY FOR THE BENEFIT OF PERSONS REFERRED TO IN SECTION 13(3)**

|    |   |    |
|----|---|----|
| 1. | Whether any part of the income or property of the institution was lent, or continues to be lent, in the previous year to any person referred to in section 13(3) (hereinafter referred to in this Annexure as such person)? If so, give details of the amount, rate of interest charged and the nature of security, if any. | No |
| 2. | Whether any part of the income or property of the institution was made, or continued to be made, available for the use of any such person during the previous year? If so, give details of the property and the amount of rent or compensation charged, if any.   | No |
| 3. | Whether any payment was made to any such person during the previous year by way of salary, allowance or otherwise? If so, give details  | No |
| 4. | Whether the services of the institution were made available to any such person during the previous year? If so, give details thereof together with remuneration or compensation received, if any  | No |
| 5. | Whether any share, security or other property was purchased by or on behalf of the institution during the previous year from any such person? If so, give details thereof together with the consideration paid  | No |
| 6. | Whether any share, security or other property was sold by or on behalf of the institution during the previous year to any such person? If so, give details thereof together with the consideration received   | No |
| 7. | Whether any income or property of the institution was diverted during the previous year in favour of any such person? If so, give details thereof together with the amount of income or value of property so diverted   | No |
| 8. | Whether the income or property of the institution was used or applied during the previous year for the benefit of any such person in any other manner? If so, give details  | No |

**III. INVESTMENTS HELD AT ANY TIME DURING THE PREVIOUS YEAR(S) IN CONCERNS IN WHICH PERSONS REFERRED TO IN SECTION 13(3) HAVE A SUBSTANTIAL INTEREST**

| S. No        | Name and address of the concern | Where the concern is a company, number and class of shares held | Nominal value of the investment(₹) | Income from the investment(₹) | Whether the amount in col. 4 exceeded 5 per cent of the capital of the concern during the previous year-say, Yes/No |
|--------------|---------------------------------|---|------------------------------------|-------------------------------|---|
| <b>Total</b> |                                 |   |                                    |                               |   |

Place **GURGAON**  
Date **25/10/2017**

Name  
Membership Number  
FRN (Firm Registration Number)  
Address

**RAJAT BEHARI LAL**  
**082412**

**516, 5th Floor, 516, 5th Floor, Vipul Trade Center, Sector-48, Sohna Road, Gurgaon - 122018**

|                     |          |
|---------------------|----------|
| Form Filing Details |          |
| Revision/Original   | Original |

**SUSTAINABLE ENVIRONMENT AND ECOLOGICAL DEVELOPMENT SOCIETY**  
(Registered under the Societies Registration Act. 1860, Delhi)

**BALANCE SHEET AS AT MARCH 31, 2017**

In Rupees

| Particulars                                       | Schedule | As at March 31,    |                   |
|---|----------|--------------------|-------------------|
|   |          | 2017               | 2016              |
| <b><u>SOURCES OF FUNDS</u></b>                    |          |                    |                   |
| <b>Funds</b>                                      |          |                    |                   |
| Corpus Fund                                       | 1.1      | 4,277,320          | 3,987,624         |
| General Fund                                      | 1.2      | 5,385,092          | 13,559,151        |
| Specific Funds                                    | 1.3      | 93,108,403         | 16,966,677        |
| Assets fund                                       | 1.4      | 1,471,959          | 1,794,892         |
| <b>TOTAL</b>                                      |          | <b>104,242,774</b> | <b>36,308,344</b> |
| <b><u>APPLICATION OF FUNDS</u></b>                |          |                    |                   |
| <b>Fixed Assets</b>                               |          |                    |                   |
| Gross Block                                       | 2        | 6,178,854          | 6,691,459         |
| Less : Depreciation                               |          | 4,706,896          | 4,896,567         |
| Net Block   |          | <b>1,471,958</b>   | <b>1,794,892</b>  |
| <b>Investments</b>                                |          |                    |                   |
|   | 3        | <b>2,640,345</b>   | <b>5,302,801</b>  |
| <b>Current Assets, Loans &amp; Advances</b>       |          |                    |                   |
| Cash and Bank Balances                            | 4        | 100,748,550        | 29,878,897        |
| Other Current Assets                              | 5        | 1,415,766          | 1,524,399         |
|   |          | <b>102,164,316</b> | <b>31,403,296</b> |
| <b>Less: Current Liabilities &amp; Provisions</b> |          |                    |                   |
| Expenses Payable                                  | 6        | 121,517            | 151,606           |
| Other Liabilities                                 |          | 1,912,328          | 2,041,040         |
| Net Current Assets                                |          | <b>100,130,471</b> | <b>29,210,651</b> |
| <b>TOTAL</b>                                      |          | <b>104,242,774</b> | <b>36,308,344</b> |
| <b>Significant Accounting Policies and Notes</b>  | 10       |                    |                   |

*Note: The Schedules referred to above form an integral part of the Balance Sheet*

*In terms of our report attached.*

For Rakesh B. Lal & Co.  
Chartered Accountants  
Firm Regn. No.: 001884N

For SUSTAINABLE ENVIRONMENT AND  
ECOLOGICAL DEVELOPMENT SOCIETY



Rajat Behari Lal  
Proprietor  
Membership No.: 082412

*(Signature)*  
Manu Gupta  
Vice President

*(Signature)*  
Anshu Sharma  
Secretary



Place: New Delhi  
Date: 25th October 2017

**SUSTAINABLE ENVIRONMENT AND ECOLOGICAL DEVELOPMENT SOCIETY**  
 (Registered under the Societies Registration Act. 1860, Delhi)

**Schedule forming part of the Balance Sheet**

**Schedule - 1.1: Corpus Fund**

**In Rupees**

| Corpus Fund  | As at March 31,  |                  |
|--|------------------|------------------|
|  | 2017             | 2016             |
| <b>Opening balance</b>   |                  |                  |
| FCRA   | 2,000,000        | 2,000,000        |
| NON-FCRA   | 1,987,624        | 120,000          |
|  | <b>3,987,624</b> | <b>2,120,000</b> |
| <b>Add: Received during the year/Transferred from General fund</b> |                  |                  |
| FCRA   | 192,430          | -                |
| NON-FCRA   | 97,266           | 1,867,624        |
|  | <b>289,696</b>   | <b>1,867,624</b> |
| <b>Less: Utilised during the year</b>                              |                  |                  |
| FCRA   | -                | -                |
| NON-FCRA   | -                | -                |
|  | -                | -                |
| <b>Closing balance</b>   |                  |                  |
| FCRA   | 2,192,430        | 2,000,000        |
| NON-FCRA   | 2,084,890        | 1,987,624        |
|  | <b>4,277,320</b> | <b>3,987,624</b> |

*MB*



*AS*




## Schedule - 1.2: General Fund

In Rupees

| General Fund-Income & Expenditure Account | As at March 31,  |                  |
|---|------------------|------------------|
|   | 2017             | 2,016            |
| <b>Opening balance</b>                    |                  |                  |
| FCRA                                      | 369,135          | (641,874)        |
| NON-FCRA                                  | 4,372,444        | 3,900,619        |
|   | <b>4,741,579</b> | <b>3,258,745</b> |
| <b>Add: Received during the year</b>      |                  |                  |
| FCRA                                      | 559,406          | 980,265          |
| NON-FCRA                                  | 888,844          | 732,351          |
|   | <b>1,448,250</b> | <b>1,712,616</b> |
| <b>Less: Utilised during the year</b>     |                  |                  |
| FCRA                                      | -                | 333,300          |
| NON-FCRA                                  | 3,790,275        | 346,518          |
|   | <b>3,790,275</b> | <b>679,827</b>   |
| <b>Balance</b>                            |                  |                  |
| FCRA                                      | 928,541          | 5,082            |
| NON-FCRA                                  | 1,471,013        | 4,286,452        |
|   | <b>2,399,554</b> | <b>4,291,534</b> |
| <b>Less:</b>                              |                  |                  |
| <b>Transferred to Corpus Fund</b>         |                  |                  |
| FCRA                                      | 192,430          | -                |
| NON-FCRA                                  | 72,266           | -                |
|   | <b>264,696</b>   |                  |
| <b>Transferred to General Fund</b>        |                  |                  |
| FCRA                                      | 511,161          | (14,173)         |
| NON-FCRA                                  | (115,418)        | 14,999           |
|   | <b>395,743</b>   | <b>826</b>       |
| <b>Transferred to Specific Fund</b>       |                  |                  |
| FCRA                                      | 158,110          | -                |
| NON-FCRA                                  | 1,298            | -                |
|   | <b>159,408</b>   | <b>-</b>         |
| <b>Transferred to Asset Fund</b>          |                  |                  |
| FCRA                                      | (290,624)        | (349,880)        |
| NON-FCRA                                  | (85,310)         | (100,991)        |
|   | <b>(375,934)</b> | <b>(450,871)</b> |
| <b>Closing balance</b>                    |                  |                  |
| FCRA                                      | 357,464          | 369,135          |
| NON-FCRA                                  | 1,598,177        | 4,372,444        |
| <b>Closing balance (A)</b>                | <b>1,955,641</b> | <b>4,741,579</b> |



| General Fund-Project Fund  | As at March 31,    |                    |
|--|--------------------|--------------------|
|  | 2017               | 2,016              |
| <b>Opening balance</b>   |                    |                    |
| FCRA   | 5,325,080          | 4,528,290          |
| NON-FCRA   | 3,492,492          | 3,736,434          |
|  | <b>8,817,572</b>   | <b>8,264,724</b>   |
| <b>Add: Received during the year</b>   |                    |                    |
| FCRA   | 24,139,740         | 30,039,536         |
| NON-FCRA   | 111,473,052        | 70,183,194         |
|  | <b>135,612,792</b> | <b>100,222,730</b> |
| <b>Less: Utilised during the year</b>  |                    |                    |
| FCRA   | 23,560,838         | 27,828,896         |
| NON-FCRA   | 24,924,363         | 57,247,923         |
|  | <b>48,485,201</b>  | <b>85,076,819</b>  |
| <b>Balance</b>   |                    |                    |
| FCRA   | 5,903,982          | 6,738,930          |
| NON-FCRA   | 90,041,181         | 16,671,705         |
|  | <b>95,945,163</b>  | <b>23,410,635</b>  |
| <b>Less:</b>   |                    |                    |
| <b>Transferred to General Fund</b>   |                    |                    |
| FCRA   | (511,161)          | 14,173             |
| NON-FCRA   | 115,418            | (14,999)           |
|  | <b>(395,743)</b>   | <b>(826)</b>       |
| <b>Transferred to Specific Fund</b>  |                    |                    |
| FCRA   |                    | 72,440             |
| NON-FCRA   | 303,454            | 40,700             |
|  | <b>303,454</b>     | <b>113,140</b>     |
| <b>Transferred to Specific Fund - Chennai Flood relief and Recovery Programme Fund</b> |                    |                    |
| FCRA   |                    | 1,216,470          |
| NON - FCRA   |                    | 12,929,012         |
|  | -                  | <b>14,145,482</b>  |
| <b>Transferred to Specific Fund - Honeywell-Seeds School Safety Programme</b>          |                    |                    |
| FCRA   |                    | -                  |
| NON - FCRA   | 92,555,000         | -                  |
|  | <b>92,555,000</b>  | -                  |
| <b>Transferred to Asset Fund</b>   |                    |                    |
| FCRA   |                    | 110,767            |
| NON-FCRA   | 53,000             | 224,500            |
|  | <b>53,000</b>      | <b>335,267</b>     |
| <b>Closing balance</b>   |                    |                    |
| FCRA   | 6,415,143          | 5,325,080          |
| NON-FCRA   | (2,985,691)        | 3,492,492          |
| <b>Closing balance (B)</b>   | <b>3,429,452</b>   | <b>8,817,572</b>   |
| <b>Total General Fund (A+B)</b>  | <b>5,385,092</b>   | <b>13,559,151</b>  |

## Schedule - 1.3: Specific Fund

In Rupees

| Specific Fund   | As at March 31,   |                   |
|---|-------------------|-------------------|
|   | 2017              | 2016              |
| <b>(1) Seeds Disaster Response Fund Opening balance</b>                 |                   |                   |
| FCRA  | 2,780,495         | 2,708,055         |
| NON-FCRA  | 40,700            | -                 |
|   | <b>2,821,195</b>  | <b>2,708,055</b>  |
| <b>Add: Transferred from General Fund</b>                               |                   |                   |
| FCRA  | 158,110           | 72,440            |
| NON-FCRA  | 304,752           | 40,700            |
|   | <b>462,862</b>    | <b>113,140</b>    |
| <b>Less: Utilised during the year</b>                                   |                   |                   |
| FCRA  | 2,730,653         | -                 |
| NON-FCRA  | -                 | -                 |
|   | <b>2,730,653</b>  | <b>-</b>          |
| <b>Closing balance</b>  |                   |                   |
| FCRA  | 207,952           | 2,780,495         |
| NON-FCRA  | 345,452           | 40,700            |
| <b>Closing balance (a)</b>  | <b>553,404</b>    | <b>2,821,195</b>  |
| <b>Chennai Flood Relief and Recovery Programme Fund Opening Balance</b> |                   |                   |
| FCRA  | 1,216,470         |                   |
| NON - FCRA  | 12,929,012        |                   |
|   | <b>14,145,482</b> |                   |
| <b>Add : Transferred from General Fund</b>                              |                   |                   |
| FCRA  | -                 | 1,216,470         |
| NON - FCRA  | -                 | 12,929,012        |
|   |                   | <b>14,145,482</b> |
| <b>Less: Utilised during the year</b>                                   |                   |                   |
| FCRA  | <b>1,216,470</b>  |                   |
| NON-FCRA  | <b>12,929,012</b> |                   |
|   |                   |                   |
| <b>Closing Balance</b>  |                   |                   |
| FCRA  | -                 | 1,216,470         |
| NON - FCRA  | -                 | 12,929,012        |
| <b>Closing Balance (B)</b>  | -                 | <b>14,145,482</b> |
| <b>Honeywell-SEEDS School Safety Programme Opening Balance</b>          |                   |                   |
| FCRA  | -                 |                   |
| NON - FCRA  | -                 |                   |
|   |                   |                   |
| <b>Add : Transferred from General Fund</b>                              |                   |                   |
| FCRA  | -                 | -                 |
| NON - FCRA  | 92,555,000        | -                 |
|   |                   |                   |
| <b>Less: Utilised during the year</b>                                   |                   |                   |
| FCRA  | -                 |                   |
| NON-FCRA  | -                 |                   |
|   |                   |                   |
| <b>Closing Balance</b>  |                   |                   |
| FCRA  | -                 | -                 |
| NON - FCRA  | 92,555,000        | -                 |
| <b>Closing Balance (C)</b>  | <b>92,555,000</b> | <b>-</b>          |
| <b>Total Specific Fund (A+B+C)</b>                                      | <b>93,108,404</b> | <b>16,966,677</b> |







**SUSTAINABLE ENVIRONMENT AND ECOLOGICAL DEVELOPMENT SOCIETY**  
(Registered under the Societies Registration Act. 1860, Delhi)

**INCOME AND EXPENDITURE ACCOUNT FOR THE YEAR ENDED MARCH 31, 2017**

| Particulars                                     | Schedule | In Rupees                               |                    |
|---|----------|---|--------------------|
|   |          | For the year ended March 31,<br>2016-17 | 2015-16            |
| <b>A. INCOME</b>                                |          |   |                    |
| Grants & Donations                              | 7        | 135,612,792                             | 100,222,730        |
| Interest & other Income                         | 8        | 1,448,250                               | 1,712,616          |
|   |          | <u>137,061,042</u>                      | <u>101,935,346</u> |
| <b>B. EXPENDITURE</b>                           |          |   |                    |
| Details of Expenditure                          | 9        | 55,006,130                              | 85,756,646         |
|   |          | <u>55,006,130</u>                       | <u>85,756,646</u>  |
| <b>Excess of Income over Income</b>             |          | <b>82,054,912</b>                       | <b>16,178,700</b>  |
| <b>Significant Accounting Policies and I 10</b> |          |   |                    |

*In terms of our report attached.*



For Rakesh B. Lal & Co.  
Chartered Accountants  
Firm Regn. No.: 001884N

Rajat Behari Lal  
Proprietor  
Membership No.: 082412

Place: New Delhi  
Date: 25th October 2017

For SUSTAINABLE ENVIRONMENT AND ECOLOGICAL DEVELOPMENT SOCIETY

Manu Gupta  
Vice President



Anshu Sharma  
Secretary

Schedule - 1.4: Assets fund

In Rupees

| Assets Fund                                   | As at March 31,  |                  |
|---|------------------|------------------|
|   | 2017             | 2,016            |
| <b>Opening balance</b>                        |                  |                  |
| FCRA  | 1,638,362        | 1,877,476        |
| NON-FCRA                                      | 156,530          | 33,022           |
|   | <b>1,794,892</b> | <b>1,910,497</b> |
| <b>Transferred from General Fund</b>          |                  |                  |
| <b>FCRA</b>                                   |                  |                  |
| Add: Transferred from general fund            | -                | -                |
| Add: Asset purchase                           | -                | 167,442          |
| Less: Asset sold                              | 8,797            | 169,340          |
| Less: Depreciation during the year            | 282,332          | 237,216          |
| <b>NON-FCRA</b>                               |                  |                  |
| Add: Transferred from general fund            | -                | -                |
| Add: Asset purchase                           | 53,000           | 224,500          |
| Less: Asset sold/discarded/returned/write off | 1,425            | -                |
| Less: Depreciation during the year            | 83,885           | 100,991          |
| <b>Closing balance</b>                        |                  |                  |
| FCRA  | 1,347,738        | 1,638,362        |
| NON-FCRA                                      | 124,221          | 156,530          |
|   | <b>1,471,959</b> | <b>1,794,892</b> |

Handwritten signature and blue circular stamp of SEEDS NEW DELHI. The stamp text includes "ENVIRONMENT & ECOLOGICAL DEVELOPMENT" and "SUSTAINABLE SOCIETY".

**SUSTAINABLE ENVIRONMENT AND ECOLOGICAL DEVELOPMENT SOCIETY**  
(Registered under the Societies Registration Act, 1860, Delhi)

Schedule forming part of the Balance Sheet

Schedule-2: Fixed Assets

In Rupees

| PARTICULARS                             | Depreciation rate | GROSS BLOCK      |                              |                               |   | DEPRECIATION     |                  |                |                             | NET BLOCK        |                  |                  |
|---|-------------------|------------------|------------------------------|-------------------------------|---|------------------|------------------|----------------|-----------------------------|------------------|------------------|------------------|
|   |                   | As on 01.04.2016 | Additions More than 180 days | During the Less than 180 days | Sale/transfer/discarded during the year | As on 31.03.2017 | As on 01.04.2016 | For the Year   | Depreciation Funds Transfer | As on 31.03.2017 | As on 31.03.2016 |                  |
| <b>BLOCK - A</b>                        |                   |                  |                              |                               |   |                  |                  |                |                             |                  |                  |                  |
| Computer Equipment                      | 60%               |                  |                              |                               |   |                  |                  |                |                             |                  |                  |                  |
| FCRA                                    |                   | 2,026,236        | -                            | -                             | 506,057                                 | 1,520,179        | 1,930,099        | 57,682         | 504,983                     | 1,482,798        | 37,381           | 96,137           |
| Non FCRA                                |                   | 355,612          | -                            | 40,000                        | -                                       | 395,612          | 249,988          | 75,374         | -                           | 325,362          | 70,250           | 105,624          |
| <b>Sub - total (a)</b>                  |                   | <b>2,381,848</b> | <b>-</b>                     | <b>40,000</b>                 | <b>506,057</b>                          | <b>1,915,791</b> | <b>2,180,087</b> | <b>133,057</b> | <b>504,983</b>              | <b>1,808,161</b> | <b>107,630</b>   | <b>201,761</b>   |
| <b>BLOCK - B</b>                        |                   |                  |                              |                               |   |                  |                  |                |                             |                  |                  |                  |
| Machinery, Office equipments & Vehicles | 15%               |                  |                              |                               |   |                  |                  |                |                             |                  |                  |                  |
| FCRA                                    |                   | 3,790,115        | -                            | -                             | 49,818                                  | 3,740,297        | 2,381,578        | 211,281        | 42,600                      | 2,550,259        | 1,190,039        | 1,408,537        |
| Non FCRA                                |                   | 138,467          | 5,500                        | 7,500                         | 9,729                                   | 141,738          | 97,824           | 7,484          | 8,304                       | 97,004           | 44,734           | 40,643           |
| <b>Sub - total (b)</b>                  |                   | <b>3,928,582</b> | <b>5,500</b>                 | <b>7,500</b>                  | <b>59,547</b>                           | <b>3,882,035</b> | <b>2,479,402</b> | <b>218,765</b> | <b>50,904</b>               | <b>2,647,263</b> | <b>1,234,773</b> | <b>1,449,180</b> |
| <b>BLOCK - C</b>                        |                   |                  |                              |                               |   |                  |                  |                |                             |                  |                  |                  |
| Furniture & Fixtures                    | 10%               |                  |                              |                               |   |                  |                  |                |                             |                  |                  |                  |
| FCRA                                    |                   | 353,775          | -                            | -                             | -                                       | 353,775          | 220,088          | 13,369         | -                           | 233,457          | 120,318          | 133,687          |
| Non FCRA                                |                   | 27,253           | -                            | -                             | -                                       | 27,253           | 16,990           | 1,026          | -                           | 18,016           | 9,237            | 10,263           |
| <b>Sub - total (c)</b>                  |                   | <b>381,028</b>   | <b>-</b>                     | <b>-</b>                      | <b>-</b>                                | <b>381,028</b>   | <b>237,078</b>   | <b>14,395</b>  | <b>-</b>                    | <b>251,473</b>   | <b>129,555</b>   | <b>143,950</b>   |
| <b>This year (a)+(b)+(c)</b>            |                   | <b>6,691,458</b> | <b>5,500</b>                 | <b>47,500</b>                 | <b>565,604</b>                          | <b>6,178,854</b> | <b>4,896,567</b> | <b>366,216</b> | <b>555,887</b>              | <b>4,706,896</b> | <b>1,471,958</b> | <b>1,794,891</b> |
| <b>Previous year</b>                    |                   | 6,299,516        | 271,442                      | 120,500                       |   | 6,691,458        | 4,896,567        |                |                             | 4,896,567        | 1,794,891        | 1,402,949        |

**SUSTAINABLE ENVIRONMENT AND ECOLOGICAL DEVELOPMENT SOCIETY**  
(Registered under the Societies Registration Act. 1860, Delhi)

**Schedules forming part of the Balance Sheet**

**Schedule - 3 : Investments**

**In Rupees**

| Investments             | As at March 31,  |                  |
|-------------------------|------------------|------------------|
|                         | 2017             | 2016             |
| <b>Fixed Deposits</b>   |                  |                  |
| Fixed Deposits-FCRA     | 2,502,831        | 5,176,832        |
| Fixed Deposits-Non FCRA | 137,514          | 125,969          |
| <b>Total</b>            | <b>2,640,345</b> | <b>5,302,801</b> |

**Schedule - 4: Cash and Bank Balances**

**In Rupees**

| Cash and Bank Balances                           | As at March 31,    |                   |
|--|--------------------|-------------------|
|  | 2017               | 2016              |
| <b>Cash in hand</b>                              |                    |                   |
| Cash-FCRA  | 2,252              | 30,751            |
| Cash-Non FCRA                                    | 28,277             | 81,595            |
| <b>Balance with Bank</b>                         |                    |                   |
| In Savings Account with Scheduled Banks-FCRA     | 6,809,913          | 6,836,740         |
| In Savings Account with Scheduled Banks-Non FCRA | 93,908,108         | 22,929,811        |
| <b>Total</b>                                     | <b>100,748,550</b> | <b>29,878,897</b> |

**Schedule - 5 : Other Current Assets**

**In Rupees**

| Other Current Assets            | As at March 31,  |                  |
|---------------------------------|------------------|------------------|
|                                 | 2017             | 2016             |
| Security Deposit-FCRA           | 928,310          | 928,310          |
| Security Deposit-Non FCRA       | 27,581           | 104,950          |
| Staff Imprest A/c-FCRA          | -                | 25,000           |
| Staff Imprest A/c-Non FCRA      | (9,236)          | 45,403           |
| Staff Advance a/c-FCRA          | -                | 20,000           |
| Staff Advance a/c-Non FCRA      | 103,600          | 89,400           |
| Tax Deducted at Source-FCRA     | 246,489          | 212,549          |
| Tax Deducted at Source-Non FCRA | 119,022          | 84,787           |
| Sundry Debtors-FCRA             | -                | -                |
| Sundry Debtors-Non FCRA         | -                | 14,000           |
| <b>Total</b>                    | <b>1,415,766</b> | <b>1,524,399</b> |



Schedule - 6 : Current Liabilities and Provisions

In Rupees

| Current Liabilities and Provisions                   | As at March 31,  |                  |
|--|------------------|------------------|
|  | 2017             | 2016             |
| <b>Expenses payable</b>                              |                  |                  |
| Electricity & water Charges Payable-FCRA             | -                | -                |
| Electricity & water Charges Payable-Non FCRA         | -                | 20,101           |
| Telephone & Internet Expenses Payable-FCRA           | -                | -                |
| Telephone & Internet Expenses Payable-Non FCRA       | -                | 7,636            |
| Provident Fund payable-FCRA                          | 73,043           | 64,044           |
| Provident Fund payable-Non FCRA                      | 42,022           | 58,528           |
| TDS Payable-FCRA                                     | -                | -                |
| TDS Payable-Non FCRA                                 | 6,452            | 1,296            |
| <b>Sub Total ( A )</b>                               | <b>121,517</b>   | <b>151,605</b>   |
| <b>Other Liabilities</b>                             |                  |                  |
| Rakesh B. Lal & Co.-FCRA                             | 395,326          | 232,610          |
| Rakesh B. Lal & Co.- Non FCRA                        | 54,000           | 223,533          |
| S. Sahoo & Co.-FCRA                                  | -                | -                |
| S. Sahoo & Co.-Non FCRA                              | -                | 141,075          |
| Security Deposit (Advance from Contractor )-FCRA     | -                | 21,667           |
| Security Deposit (Advance from Contractor )-Non FCRA | 28,016           | 118,654          |
| Gratuity Payable-FCRA                                | 845,950          | 1,220,679        |
| Gratuity Payable- Non FCRA                           | 263,803          | -                |
| Other Creditor-FCRA                                  | -                | -                |
| Other Creditor-Non FCRA                              | 322,713          | 82,822           |
| HDFC Credit card-FCRA                                | 2,485            | -                |
| HDFC Credit card-Non FCRA                            | 35               | -                |
| <b>Sub Total ( B )</b>                               | <b>1,912,328</b> | <b>2,041,040</b> |
| <b>Total ( A + B )</b>                               | <b>2,033,845</b> | <b>2,192,645</b> |




**SUSTAINABLE ENVIRONMENT AND ECOLOGICAL DEVELOPMENT SOCIETY**  
(Registered under the Societies Registration Act, 1860, Delhi)

**Schedule forming part of the Income and Expenditure Account**

**Schedule - 7 : Grants and Donations received**

| Particulars   | For the year ended March 31, |                    |                    |                    |
|---|------------------------------|--------------------|--------------------|--------------------|
|   | FCRA                         | NON-FCRA           | 2016-17            | 2015-16            |
| <b>Grants &amp; Donations Received</b>  |                              |                    |                    |                    |
| Jammu & Kashmir Flood Response : Relief Programme                               | -                            | -                  | -                  | 3,708,171          |
| Jammu & Kashmir Flood Response : Restoration Phase                              | -                            | 1,982,300          | 1,982,300          | 2,707,500          |
| Uttarkhand Flood Response : Restoration Phase                                   | 4,302,410                    | 4,565,753          | 8,868,163          | 11,975,659         |
| Chennai Flood Relief and Recovery Programme                                     | 4,009,950                    | 223,585            | 4,233,535          | 14,991,934         |
| Nepal Earthquake Response - Relief & Restoration Phase                          | -                            | 2,518,223          | 2,518,223          | 48,342,890         |
| Drought Response- Maharashtra 2016  | 4,809,330                    | 1,315,000          | 6,124,330          |                    |
| Building Safer Schools in India- Oak Foundation                                 | 1,619,750                    | -                  | 1,619,750          |                    |
| Partner for Resilience Strategic Partnership (PFR)                              | 1,935,050                    | -                  | 1,935,050          |                    |
| Asian Ministerial Conference on Disaster Risk Reduction (AMCDRR)                | 219,253                      | 400,018            | 619,271            |                    |
| Follow on-Research on Innovation Feasibility-More Impact                        | 293,247                      | -                  | 293,247            |                    |
| Participatory CommunityBased Disaster Risk Reduction Approaches in Varanasi     | 4,500,000                    | -                  | 4,500,000          |                    |
| Asian Disaster Reduction & Response Network Awareness & Advocacy Action         | 404,750                      | -                  | 404,750            | 6,619,830          |
| Building local level Resilience through Citizens Platforms                      |                              | -                  | -                  | 5,851,228          |
| Resilience in South Asia : Road to Sendai                                       | 1,268,400                    | -                  | 1,268,400          | 1,810,040          |
| Frontline Turning Community views into action - GNDR                            | 777,600                      | -                  | 777,600            | 1,133,750          |
| Analysis and reporting on the survey on older persons around IDRR 2014 - UNISDR |                              | -                  | -                  | 312,800            |
| Building Resilience of Disaster Affected Families of Saharsa Bihar              |                              | -                  | -                  | 128,526            |
| Medical Relief Programme  |                              | -                  | -                  | 554,481            |
| Mason and plumber training Programme (STEP)                                     | -                            | 25,100             | 25,100             | 1,017,450          |
| Building Resilience of Disaster affected families of Sharsa                     |                              |                    | -                  | 955,331            |
| General donations   |                              | 303,454            | 303,454            | 113,140            |
| Delhi Urban Resilience Project-UNICEF   |                              | 5,941,619          | 5,941,619          |                    |
| Building Resilient Eco /system in Kathua-PWC                                    |                              | 1,540,500          | 1,540,500          |                    |
| Honeywell-SEEDS School Safety Programme   |                              | 92,555,000         | 92,555,000         |                    |
| Bata Shoes Distribution Programme   |                              | 102,500            | 102,500            |                    |
| <b>Total Receipt</b>  | <b>24,139,740</b>            | <b>111,473,052</b> | <b>135,612,792</b> | <b>100,222,730</b> |



**Schedule - 8 : Interest & Other income**

**In Rupees**

| Interest & other Income  | As at March 31,  |                  |
|--------------------------|------------------|------------------|
|                          | 2017             | 2016             |
| <b>Interest income</b>   |                  |                  |
| Interest income-FCRA     | 559,406          | 980,265          |
| Interest income-Non FCRA | 635,944          | 732,351          |
| <b>Other income</b>      |                  |                  |
| Other income-FCRA        | -                |                  |
| Other income-Non FCRA    | 252,900          |                  |
| <b>Total</b>             | <b>1,448,250</b> | <b>1,712,616</b> |



**SUSTAINABLE ENVIRONMENT AND ECOLOGICAL DEVELOPMENT SOCIETY**  
(Registered under the Societies Registration Act. 1860, Delhi)

**Schedule forming part of the Income and Expenditure Account**

**Schedule - 9 : Details of Expenditure**

| S.no                | Particulars   | For the year ended March 31, |                      |                   |                   |
|---------------------|---|------------------------------|----------------------|-------------------|-------------------|
|                     |   | FCRA                         | NON-FCRA             | 2016-17           | 2015-16           |
| <b>EXPENDITURE:</b> |   |                              |                      |                   |                   |
|                     | Jammu & Kashmir Flood Response : Relief Programme                               |                              | -                    | -                 | 17,100            |
|                     | Jammu & Kashmir Flood Response : Restoration Phase                              | -                            | 2,478,818            | 2,478,818         | 3,427,598         |
|                     | Uttarkhand Flood Response : Restoration Phase                                   | 7,994,323                    | 4,560,660            | 12,554,983        | 16,514,440        |
|                     | Chennai Flood Relief and Recovery Programme                                     | 4,455,500                    | 119,585              | 4,575,085         | 846,452           |
|                     | Nepal Earthquake Response - Relief & Restoration Phase                          |                              |                      |                   | 44,504,293        |
|                     | Medical Relief Programme  | 119,562                      | -                    | 119,562           | 434,919           |
|                     | Drought Response-Maharashtra 2016   | 4,809,330                    | 1,315,000            | 6,124,330         |                   |
|                     | Building Safer Schools in India- Oak Foundation                                 | 1,019,838                    | -                    | 1,019,838         |                   |
|                     | Partner for Resilience Strategic Partnership (PFR)                              | 1,113,482                    | -                    | 1,113,482         |                   |
|                     | Building Resilient Eco /system in Kathua Project                                | -                            | 2,051,515            | 2,051,515         |                   |
|                     | Asian Ministerial Conference on Disaster Risk Reduction (AMCDRR)                | 619,271                      |                      | 619,271           |                   |
|                     | Follow on-Research on Innovation Feasibility-More Impact                        | 293,247                      | -                    | 293,247           |                   |
|                     | Participatory CommunityBased Disaster Risk Reduction Approaches in Varanasi     | 378,728                      |                      | 378,728           |                   |
|                     | Bata Shoes Distribution Programme   |                              | 135,488              | 135,488           |                   |
|                     | Asian Disaster Reduction & Response Network Awareness                           | 407,702                      | -                    | 407,702           | 6,939,073         |
|                     | Building local level Resilience through Citizens Platforms                      |                              | -                    | -                 | 6,560,625         |
|                     | Building Resilience of Disaster Affected Families of Saharsa Bihar              |                              | 476,461              | 476,461           | 607,406           |
|                     | Mason and Pulmber training programme (STEP)                                     | -                            | 798,003              | 798,003           | 347,563           |
|                     | Delhi Urban Resilience Project  | -                            | 6,566,749            | 6,566,749         | 38,754            |
|                     | Resilience in South Asia : Road to Sendai                                       | 1,849,430                    | -                    | 1,849,430         | 3,448,462         |
|                     | Frontline Turning Community views into action - GNDR                            | 500,426                      | -                    | 500,426           | 1,202,549         |
|                     | Analysis and reporting on the survey on older persons around IDRR 2014 - UNISDR |                              | -                    | -                 | 187,585           |
|                     | SEEDS Disaster Response Programme   | 2,448,321                    | 3,706,390            | 6,154,711         | 341,620           |
|                     | Depreciation  | 282,332                      | 83,885               | 366,217           | 338,207           |
|                     | <b>Total</b>  | <b>26,291,492</b>            | <b>28,714,638.19</b> | <b>55,006,130</b> | <b>85,756,646</b> |





**SUSTAINABLE ENVIRONMENT AND ECOLOGICAL DEVELOPMENT SOCIETY**  
(Registered under the Societies Registration Act. 1860, Delhi)

**Schedule - Significant Accounting Policies and Notes**

10

1 Sustainable Environment & Ecological Development Society (SEEDS) is a society registered under the Society Registration Act, 1960 as on 31st of January 1994. SEEDS is also registered under the Foreign Contribution (Regulation) Act, 1976 vide FCRA Registration No. 231660080 date 27 September 2000, under section 12A (a) of the Income Tax Act, 1961 vide No. DIT (Exemption)/94-95/S-1680/94/380 dated 21/02/95 for carrying on charitable activities and under section 80G vide letter NQ.DIT (E) 2009-10/ DEL-SE21551-25022010/3131 dated 25/02/2010. SEEDS is a non-profit organization that seeks to protect the lives and livelihoods of people exposed to natural disasters and living in disaster prone areas. SEEDS primarily engage in shelter reconstruction and adopt locally based approaches to reduce the impact of future disasters on communities at risk.

**2 Significant accounting policies and notes**

(a) The financial statements have been prepared under the historical cost convention, as a going concern basis and in accordance with generally accepted accounting principles and practices and accounting standards issued by the Institute of Chartered Accountants of India wherever applicable, except otherwise stated.

**(b) Revenue recognition**

All grants and donations including foreign contribution are recognized on the receipt basis as per contractual arrangement and specific direction of donor /grantor.

Interest income on bank account is recognized on receipt basis.

**(c) Fixed assets**

Fixed Assets are stated at cost less accumulated depreciation. Cost comprises purchase price and any attributable cost of bringing the asset to its working condition for its intended use.

**(d) Depreciation**

The depreciation on fixed assets is provided on written down value method in accordance with the provisions of Income Tax Act, 1961.

(e) Society maintains separate books of accounts in respect of Foreign Contributions received.

(f) Society maintains project-wise accounts by creating cost centre for each project through an integrated accounting system.

(g) Expenses incurred directly for a project have been treated as Direct Project Expenditure

(h) Expenses not directly related to any specific project have been allocated to various projects on a predetermined basis.

(i) Expenses for utilization against grant given to other NGO/Charitable organization is booked in our accounts after confirmation, utilization certificate from donee agency.

**3 Notes to accounts**

(i) The expenditure on the projects taken up with the support of donor agencies is, as far as possible incurred according to the plans and budgets agreed upon. However, deviations from agreed plans and budgets often occur at the time of project execution depending upon various circumstances, such as location, awareness among the beneficiaries, local customs, availability of inputs, legal restrictions etc. Such variations are monitored regularly in consultation with the donor agency.

(ii) SEEDS received a grant of Rupees 25,000/- with a specific direction towards corpus during the financial year 2016-17. Interest generated on Fixed Deposit (Corpus fund) Rupees 264,696/- transferred from Income & Expenditure A/c to Corpus fund.

(iii) Last year, SEEDS received approval of CBDT vide F.No. 180/52/2015-ITA-1 dated 07th May 2015 to the extent of Rs. 5 Cr. For rendering humanitarian aid response to the victims of earthquake in Nepal. SEEDS received donation of Rs. 48,342,890 for Nepal Earthquake Response during the Financial year. During the Financial Year 2016-17, SEEDS has applied for approval but not received approval till the time. SEEDS has received Rupees 2,518,223 during the Financial year 2016-17 and spend Rupees 6,422,085

(iv) Surplus/(deficit) of the completed projects are transferred to General fund and remaining balances of continuing projects are reported under unutilized grants.

Governing body of the organizations decided in governing body meeting dated 25th October 2017.

(a) To close following projects and transfer balance to Income and Expenditure Accounts

| <b>Particulars of Fund</b>      |  | <b>Amount in Rs.</b> |
|---------------------------------|--|----------------------|
| <b>Project funds (FCRA)</b>     |  |                      |
| 1                               | Uttarkhand Flood Response : Rebuilding School In Uttarakhand - UWI                     | (51,064)             |
| 2                               | Resilience in South Asia : Road to Sandhal ( 261- Road to Sandhal CA -1114 )           | (39,342)             |
| 3                               | Partners For Resilience Strategic Partnership-Wetland - phase 1                        | (17,786)             |
| 4                               | Asian Ministerial Conference on Disaster Risk Reduction (AMCDRR)                       | (400,018)            |
| 5                               | Aasian Disaster Reduction & Response Network Awareness & Advocacy Action Jan to Mar 17 | (2,951)              |
| <b>A</b>                        |  | <b>(511,161)</b>     |
| <b>Project funds (NON FCRA)</b> |  |                      |
| 1                               | Nepal Earthquake Relief and Recovery Programme   | (185,766)            |
| 2                               | Uttarkhand Flood Response : Rebuilding School in Uttarakhand - Ambuja                  | 4,192                |
| 3                               | Mason and Pulmber training programme (STEP)  | (103,016)            |
| 4                               | Building Resilience of Disaster affected families of Sharsa                            | (10)                 |
| 5                               | Asian Ministerial Conference on Disaster Risk Reduction (AMCDRR)                       | 400,018              |
| <b>B</b>                        |  | <b>115,418</b>       |
| <b>TOTAL ( A + B )</b>          |  | <b>(395,743)</b>     |

(b) Funds transferred from General fund to assets fund

| <b>S.No.</b>    | <b>Particulars of Fund</b>            | <b>Amount Rs.</b> |
|-----------------|---------------------------------------|-------------------|
| <b>FCRA</b>     |                                       |                   |
| 1               | <b>Income and Expenditure Account</b> | <b>(290,624)</b>  |
|                 | <b>A</b>                              | <b>(290,624)</b>  |
| 2               | <b>Project funds</b>                  | -                 |
|                 | <b>B</b>                              | -                 |
|                 | <b>Total (A+B)</b>                    | <b>(290,624)</b>  |
| <b>NON FCRA</b> |                                       |                   |
| 1               | <b>Income and Expenditure Account</b> | <b>(85,310)</b>   |
|                 | <b>(A)</b>                            | <b>(85,310)</b>   |
| 2               | <b>Project funds-NON-FCRA</b>         | 53,000            |
|                 | <b>( B )</b>                          | <b>53,000</b>     |
|                 | <b>Total (A+B)</b>                    | <b>(32,310)</b>   |
|                 | <b>Total(FCRA+NON FCRA)</b>           | <b>(322,934)</b>  |

(c) Funds transferred from General fund to Specific fund

|                                       |              |                |
|---------------------------------------|--------------|----------------|
| <b>Seeds Disaster Response Fund</b>   |              |                |
| <b>Income and Expenditure Account</b> |              |                |
|                                       | FCRA         | 158,110        |
|                                       | NON FCRA     | 1,298          |
| <b>Project fund</b>                   |              |                |
|                                       | FCRA         | -              |
|                                       | NON FCRA     | 303,454        |
|                                       | <b>Total</b> | <b>462,862</b> |

(d) Funds set apart u/s 11(2) for School Safety Programme(Honeywell) for 5 years

|                                       |                   |
|---------------------------------------|-------------------|
| Fund received during the year 2016-17 | 92,555,000        |
| Fund utilised during the year 2016-17 | -                 |
| <b>Balance</b>                        | <b>92,555,000</b> |

(v) Related party disclosure

(a) List of related parties and relationships

Key Managerial personnel

Manu Gupta, Anshu Sharma

Associated enterprises

Saferworld Communications Pvt. Ltd.  
Seeds Technical Services Pvt. Ltd.  
Patanka Constructions Pvt. Ltd.

(b) Transactions/outstanding during the year with related parties

| Sr. No. | Nature of transactions         | Associated enterprises                 | Key Managerial personnel            | Associated enterprises |
|---------|--------------------------------|--|-------------------------------------|------------------------|
|         | Professional fees - Manu Gupta |  | NIL<br>(Previous Year : Rs. 809052) |                        |
|         | Travelling expenses            | 540,000<br>(Previous Year Rs. 211,500) |                                     | 540,000                |

(vi) During the relevant accounting year society has undertaken following main projects in accordance with objects of the society

Jammu & Kashmir Flood Response : Restoration Phase  
Uttarkhand Flood Response : Restoration Phase  
Chennai Flood Relief and Recovery Programme  
Nepal Earthquake Response - Relief & Restoration Phase  
Drought Response- Maharashtra 2016  
Building Safer Schools in India- Oak Foundation  
Partner for Resilience Strategic Partnership (PFR)  
Asian Ministerial Conference on Disaster Risk Reduction (AMCDRR)  
Follow on-Research on Innovation Feasibility-More Impact  
Participatory CommunityBased Disaster Risk Reduction Approaches in Varanasi  
Asian Disaster Reduction & Response Network Awareness & Advocacy Action  
Resilience in South Asia : Road to Sendai  
Frontline Turning Community views into action - GNDR  
Mason and pulmber training Programme (STEP)  
General donations  
Delhi Urban Resilience Project-UNICEF  
Building Resilient Eco /system in Kathua-PWC  
Honeywell-SEEDS School Safety Programme

(vii) Previous year's figures have been regrouped and/or re-arranged wherever necessary and to the extent possible to confirm to the current year's presentation.

In terms of our report attached.

For Rakesh B. Lal & Co.  
Chartered Accountants  
Firm Regn. No.: 001884N

Rajat Behari Lal  
Partner  
Membership No.: 082412

Place:  
Date:

For SUSTAINABLE ENVIRONMENT AND  
ECOLOGICAL DEVELOPMENT SOCIETY

Manu Gupta  
Vice President

Anshu Sharm  
Secretary



### List of members of Governing Body

The names, addresses, occupations and designations of the present members of the Governing Body of the Sustainable Environment and Ecological Development Society as on 25th October, 2017, to whom the management of the society is entrusted as required under Section 2 of the Societies registration Act, 1860 as applicable to the National Capital Territory of Delhi, as follows:

| S. No. | Name               | Address  | Occupation | Designation    |
|--------|--------------------|--|------------|----------------|
| 1      | Dr. V. K. Sharma   | 502, Sector 28, Noida  | Professor  | President      |
| 2      | Mr. Manu Gupta     | 332, Kailash Tower-I, Mount Kailash, New Delhi-110 065   | Planner    | Vice President |
| 3      | Mr. Anshu Sharma   | 315, Kailash Tower-I, Mount Kailash, New Delhi-110 065   | Planner    | Secretary      |
| 4      | Mr. Rajib Shaw     | 7602-8442, KYOTO-SHI, KAMIGYO-KU, OMIYA DORI IMADEGAWA SAGAR, YAKUSHICHO 226, GRACION NISHIJIN 1007, JAPAN | Professor  | Member         |
| 5      | Prof. J. H. Ansari | 138, Zakir Bagh, New Delhi   | Professor  | Member         |
| 6      | Prof. Rajesh Bheda | WW57, First Floor Personnel Floor Malibu Town Shona Road Gurgaon   | Professor  | Member         |
| 7      | Dr. R. Kuberan     | 101 Riverstone Ruby, Vallalar Nagar, Vadavalli Coimbatore  | Professor  | Member         |
| 8      | Manjusha Gupta     | House No. 6/4-A, Rail Vihar Sector -56, Gurgaon- 122 016   | Teacher    | Member         |

Anshu Sharma  
Secretary



**SUSTAINABLE ENVIRONMENT AND ECOLOGICAL DEVELOPMENT SOCIETY**  
(Registered under the Societies Registration Act, 1860, 1911)

Name of assessee  
PAN  
Assessment Year  
Previous Year

**SUSTAINABLE ENVIRONMENT AND ECOLOGICAL DEVELOPMENT SOCIETY**  
AABTS4158C  
2017-18  
2016-17

**COMPUTATION OF TOTAL INCOME**

| <u>Receipt</u>   | Section  | Note |                |                    |
|--|----------|------|----------------|--------------------|
| (i) Income derived from property held under trust wholly for charitable purposes   |          |      | 44,506,042     |                    |
| (ii) Income set apart for charitable purposes  |          |      | 92,555,000     |                    |
| (iii) Income derived from property held under trust for charitable purposes-applied outside India under order of CBDT                |          |      | 2,518,223      |                    |
| (iv) Income in form of voluntary contributions made with a specific direction that they shall form part of the corpus of the trust   |          |      | 25,000         |                    |
| (v) Interest on corpus fund  |          |      |                | <u>139,604,265</u> |
| <b>Following income not included in Total Income</b>   |          |      |                | 47,024,265         |
| (i) Income set apart for charitable purposes   | 11(2)    | 1    | 92,555,000     | -                  |
| (ii) Income derived from property held under trust for charitable purposes-applied outside India under order of CBDT                 | 11(1)(c) |      | 6,422,085      |                    |
| (iii) Income in form of voluntary contributions made with a specific direction that they shall form part of the corpus of the trust  | 11(1)(d) |      | 25,000         |                    |
| (iv) Income derived from property held under trust wholly for charitable purposes to the extent is applied to such purposes in India | 11(1)(a) |      | 48,694,971     |                    |
| <b>Utilisation</b>   |          |      |                |                    |
| <b>Utilisation for the purposes of the society</b>   |          |      | 48,584,045     |                    |
| Add: Expenses on which TDS is not deducted   |          |      | -              |                    |
| Add : Provision for Gratuity   |          |      | 389,074        |                    |
| Less: Actual Gratuity Paid   |          |      | <u>500,000</u> |                    |
| (v) Unconditional exemption(Within 15%)  | 11(1)(a) |      | -              | <u>147,697,256</u> |
| <b>Taxable Income</b>  |          |      |                | <u>8,092,791</u>   |

**Computation of Tax Liability**

|                                      |     |                        |
|--------------------------------------|-----|------------------------|
| Tax on Rs.                           | Nil |                        |
| <b>Less: Taxes Paid</b>              |     |                        |
| Tax Deducted at Source               |     | 66,874                 |
| As per Form 16A & 26AS               |     |                        |
| <b>Balance Payable/ (Refundable)</b> |     | <b><u>(66,874)</u></b> |

**Note:**  
Gratuity paid/premium paid to LIC Gratuity fund is considered as utilisation in the year of payment Gratuity

**Note 1. Funds set apart u/s 11(2) for School Safety Programme(Honeywell) for 5 years**

|                                       |                          |
|---------------------------------------|--------------------------|
| Fund received during the year 2016-17 | 92,555,000               |
| Fund utilised during the year 2016-17 | -                        |
| <b>Balance</b>                        | <b><u>92,555,000</u></b> |

**Note 2. Funds set apart u/s 11(2) for Chennai Flood Relief and Recovery Programme in FY 2015-16 fully utilised during FY 2016-17**

**Chennai Flood Relief and Recovery Programme**

|  |                 |
|--|-----------------|
| Funds set apart u/s 11(2) for Chennai Flood Relief | 14,145,482      |
| Funds utilised during the year 2016-17             | 14,145,482      |
| <b>Balance</b>                                     | <b><u>-</u></b> |

## FORM NO.10

[See rule 17(2)]

Statement to be furnished to the Assessing Officer/Prescribed Authority under sub-section (2) of section 11 of the Income tax Act, 1961

To,

The Assessing Officer/ Prescribed Authority

I, ANSHU SHARMA on behalf of SUSTAINABLE ENVIRONMENT & ECOLOGICAL DEVELOPMENT SOCIETY Permanent Account Number

AABTS4158C hereby bring to your notice that it has been decided by a resolution passed by the trustees/governing body, by whatever name called, on 25/10/2017 that, out of the income of the trust/institution/association for the previous year, relevant to the assessment year 2017-18 an amount of Rs 92555000 which is 67.52 per cent of the income of the trust/institution/association for the said previous year, shall be accumulated or set apart for carrying out the purposes of the trust/association/ institution. The details of the amount, the purpose and period of the proposed accumulation or setting apart is as under:-

| Sl.No | Purpose for which amount is being accumulated or set apart | Amount   | Period of accumulation/ setting apart ending on |
|-------|--|----------|---|
| 1     | Honeywell-SEEDS School Safety Programme                    | 92555000 | 31/03/2022                                      |

2. The amount so accumulated or set apart has been invested or deposited in any one or more of the forms or modes specified in sub-section(5) of section 11 of the Income-tax Act, 1961.

3. It is further brought to your notice that the said SUSTAINABLE ENVIRONMENT & ECOLOGICAL DEVELOPMENT SOCIETY had in respect of an assessment year preceding the relevant assessment year given the statement regarding accumulation or setting apart of an amount as required under sub-section (2) of section 11 of the Income-tax Act, 1961 as detailed below:

| S.No. | Year of accumulation | Date of filing Form 10 | Amount accumulated | Period for which accumulated/ set apart | Amount applied up to the end of the previous year | Amount remaining for application | Amount deemed to be income within meaning of sub-section (3) of section 11 |
|-------|----------------------|------------------------|--------------------|---|---|----------------------------------|--|
| 1     | 2015                 | 29/09/2016             | 14145482           | 2018                                    | 14145482  | 0                                | 0  |

4. It is also brought to your notice that, out of incomes detailed in 3 above, due to the order/ injunction of the court the income as detailed below could not be applied for the purpose for which it was accumulated or set apart:-

| S.No. | Amount of income | Previous year in which accumulated or set apart | Period during which it could not be applied due to court order | Details of court order |
|-------|------------------|---|--|------------------------|
| 1     |                  |   |  |                        |

| Date       | Designation | Address  |
|------------|-------------|--|
| 30/10/2017 | SECRETARY   | 315,<br>KAILASH TOWER-I,<br>MOUNT KAILASH,<br>MOUNT KAILASH,<br>NEW DELHI - 110065,<br>DELHI |

This form has been digitally signed by ANSHU SHARMA having PAN APRPS9712H from IP Address 171.48.55.3 on 30/10/2017 .  
Dsc SI No and issuer 2212385482958963410CN=SafeScripI sub-CA for RCAI Class 2 2014.OU=Sub-CA,O=Sify Technologies Limited,C=IN

